
A: No Start Introduction

[A: Pinpoint Tests](#) ➔



WARNING: STOP THIS TEST AT THE FIRST SIGN OF A FUEL LEAK AND REPAIR AS REQUIRED.

NO OPEN FLAME. NO SMOKING DURING FUEL DELIVERY CHECKS.

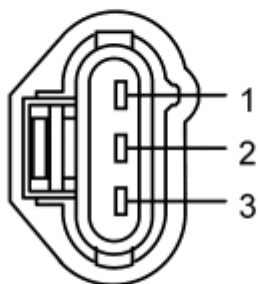
FAILURE TO FOLLOW THESE INSTRUCTIONS MAY RESULT IN PERSONAL INJURY.

This pinpoint test is intended to diagnose the following:

- spark (as related to electronic engine control)
- powertrain control module (PCM) (12A650)

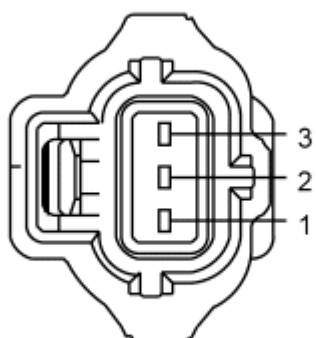
Throttle Position (TP) Sensor Connector

A



A0077555

B

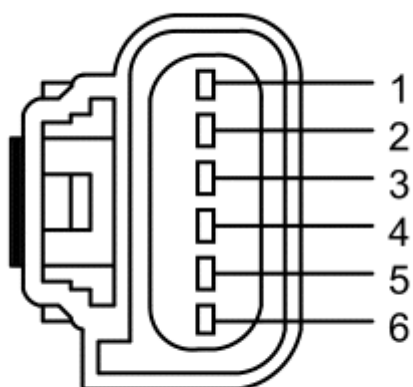


A0077554

Vehicle	Connector	Pin	Circuit
Ranger 4.0L	A	3	SIGRTN
		1	VREF
Ranger 2.3L	B	1	SIGRTN
		3	VREF

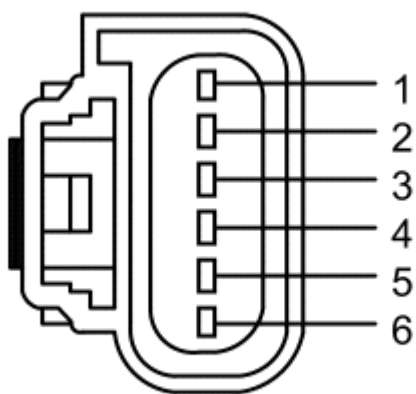
Electronic Throttle Body Throttle Position Sensor (ETBTPS) Connector

A



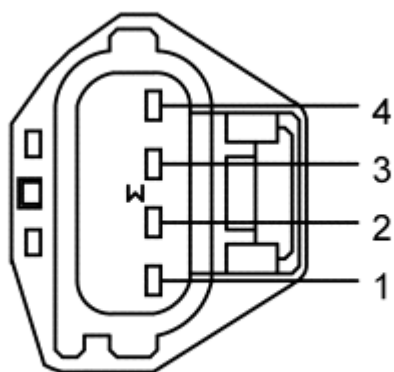
A0077520

B



A0094772

C

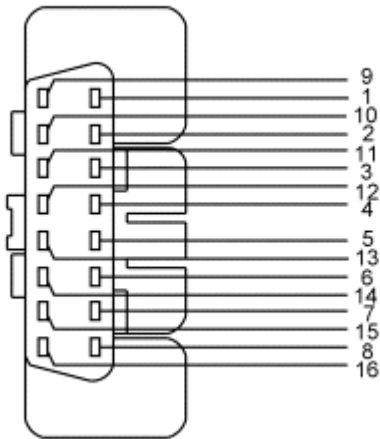


A0077519

Vehicle	Connector	Pin	Circuit
E-Series 4.6L, Edge, F-150 2V 4.6L, Flex, Focus, MKS, MKX, MKZ, Sable, Taurus, Taurus X	A	2 3	ETCRTN ETCREF
Escape/Mariner, F-150 3V 4.6L, Fusion 3.0L, Milan 3.0L	B	4 5	ETCRTN ETCREF
Fusion 2.3L, Milan 2.3L	B	3 5	ETCRTN ETCREF
All other vehicles	C	3	ETCRTN

		2	ETCREF
--	--	---	--------

Data Link Connector (DLC)



A0077513

Pin	Circuit
13	FEPS (Flash EEPROM Programming Signal)